

Table of Contents

1. Creating a New Amazon Account	1
2. Install the Kindle App	1
3. Purchasing Free eBooks	4
4. Edit Your User Name for Reviews	7
5. Place a Book Review	9

You do not need a Kindle tablet to read eBooks from Amazon Kindle.

Kindle is also a free software that can be installed on nearly any computer. It is similar to Adobe Reader. You must install the app before you can read the files/books and have an *Amazon account* which permits you to download eBooks. There is no special Kindle account, it is the regular Amazon account that provides you with this service. If you don't have one, follow section 1, otherwise log in with your existing account and skip to the next section.

1. Creating a New Amazon Account

Type www.amazon.ca (or www.amazon.com if you are in the US for example) in your browser's address bar.

On the right side of the webpage, hold down the arrow in the "Your Account" section and select the "Start here" link (see below) and follow the instructions from there.

The system will lead you through the process.

Write down your login user name and password, you will need them for your Kindle app.



2. Install the Kindle App

To install the Kindle app, click on the link below and follow the system's instructions.

Notice this link is on **amazon.com** rather than **amazon.ca**, that is where the software downloads occur. However to acquire the eBooks you will still have to go to **amazon.ca** from Canada, or your respective amazon domain market based on your geographical location.

https://www.amazon.com/Amazon-Digital-Services-LLC-Download/dp/B00UB76290/ref=sr_1_1?s=software&ie=UTF8&qid=1488394552&sr=1-1&keywords=Kindle+for+PC

If the link is somehow broken, go to **www.amazon.com**, and use the "*Kindle for PC*" search terms instead and select the link from the result.

If you are using Mac, then use the "*Kindle for Mac*" search term instead.

The instructions are different for each device, but somewhat similar.

On the above amazon download web page, make sure the correct **Download button** that represents your device is selected. In this example we used "*PC Download*". Then press the "**Buy now**" button.

Kindle for PC [Download]
Amazon Digital Services LLC
Platform : Windows 8, Windows 10, Windows 7
★★★★☆ 8,959 customer reviews

Price: **\$0.00**

Available Now.
Sold by Amazon Digital Services LLC.

Note: You can access this item in [Your Software Library](#). The number of computers eligible for installation may vary. By placing your order, you agree to our [Terms of Use](#).

This product is non-returnable and non-refundable.
Download size: 54 MB
Download time: 1 minute on broadband, 2 hours and 12 minutes on dial-up
Platform: **Mac Download**

Mac Download \$0.00	PC Download \$0.00
------------------------	-------------------------------------

• Buy once, read everywhere. Sign in with an Amazon account, and sync Kindle books across all your devices

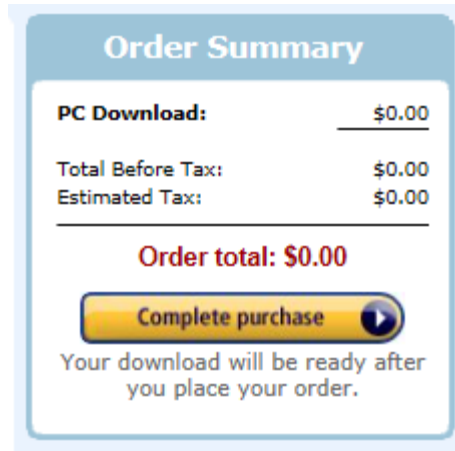
The system requires a credit card even though the cost is **\$0.00**.

Type in the card info the press the **Continue** button.

A note showing your order appears.

It should summarize as follows. Notice the cost is **\$0.00**.

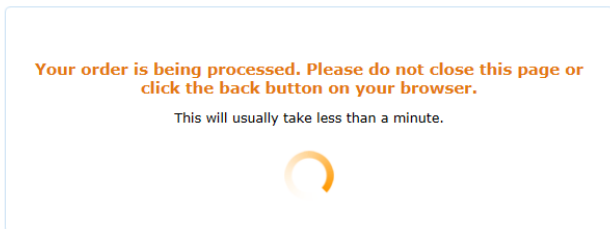
[Your Billing Address]
and additional details...



Order Summary	
PC Download:	\$0.00
Total Before Tax:	\$0.00
Estimated Tax:	\$0.00
Order total: \$0.00	
Complete purchase	
Your download will be ready after you place your order.	

Press the **“Complete purchase”** button above, and wait for the order to process as shown below.

amazon.com [SIGN IN](#) [REVIEW & PURCHASE](#) [DOWNLOAD](#)



Your order is being processed. Please do not close this page or click the back button on your browser.


This will usually take less than a minute.

When done with this part you'll get the following screen. Press the **“Start download”** button to grab and activate your download.

amazon.com [SIGN IN](#) [REVIEW & PURCHASE](#) [DOWNLOAD](#)

Thank You for Your Order

We will send you an e-mail confirmation shortly.



Your Purchase Is Available for Download

[Kindle for PC](#) [Download]

Platform: Windows 10 / 8 / 7
Download size: 54.18 MB
Download time: 1 - 4 minutes on broadband, 2 hours 15 minutes on dial-up

Click the button below to start the download process

[Start download](#)

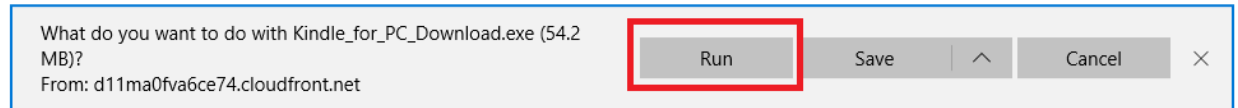
[Want to download later?](#)

[Continue shopping software downloads](#)

Need Help?

- [Troubleshooting Download Issues](#)
- [Games & Software Downloads Help](#)

Typically, the bottom of your browser should display some message like the one in Internet Explorer (IE) shown below. From here you can press the **“Run”** button.



If you are using a different browser like **Chrome**, then you will see the file name also display at the bottom left corner of the browser, where you can double click the name of the Kindle download.

In both cases you must run the file to install. Follow the instructions offered by system. When asked, give the user name and password you have set at the creation of your amazon account in section 1: [Creating a New Amazon Account](#).

Note this app is produced by Amazon, so it is safe to use with your amazon account.

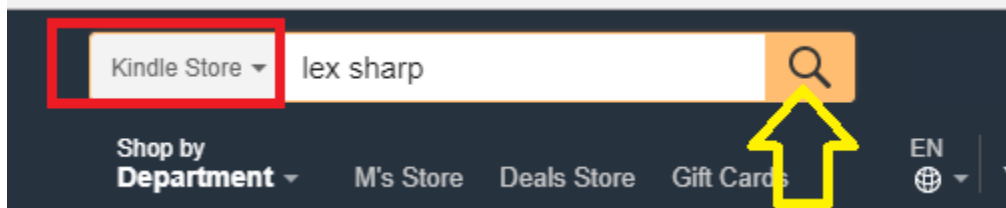
When finished with the installation process you can close down the Kindle App. You will need it again after purchasing books, but not before.

3. Purchasing Free eBooks

Even when the books are free, the expression “**buying**” is still used. You should always check the price before purchasing.

Go to www.amazon.ca to look up the book you want.

You can narrow your search by looking only at books on Kindle. For this, select the “**Kindle Store**” in the search box drop down. Type the book details then click on the hourglass button to get your search results.



If the book is in promotion mode that day it will be \$0.00, or a reduced price. Otherwise it will have a regular price. Watch for our published dates for promotions on our website: <http://sharpseries.ca>, select the individual book from the menu on the left side of the page.

For example, on a regular day, our Math book looks like this.



Do not confuse the buying price with the **kindleUnlimited** option.

Kindle Unlimited is a library and books are available there free for as long as they are enrolled.

For our books that is typically 3 or more months a year. **kindleUnlimited** has its own monthly fees and books are free only when you have a subscription. If you use this option, you are not actually purchasing the book but rather **renting** the book via the library subscription, and will expire when the book is no longer enrolled in the program.

Instead use the **“Buy now...”** option.

When the book is free you will see **\$0.00** to buy as shown below.



Early Math Concepts - Volume 1: Enrichment, Conceptual Learning (Sharp Series) | Kindle eBook
by Lex Sharp

Kindle Edition
CDN\$ 0.00 kindleunlimited
Subscribers read for free. [Learn more.](#)

CDN\$ 0.00 to buy

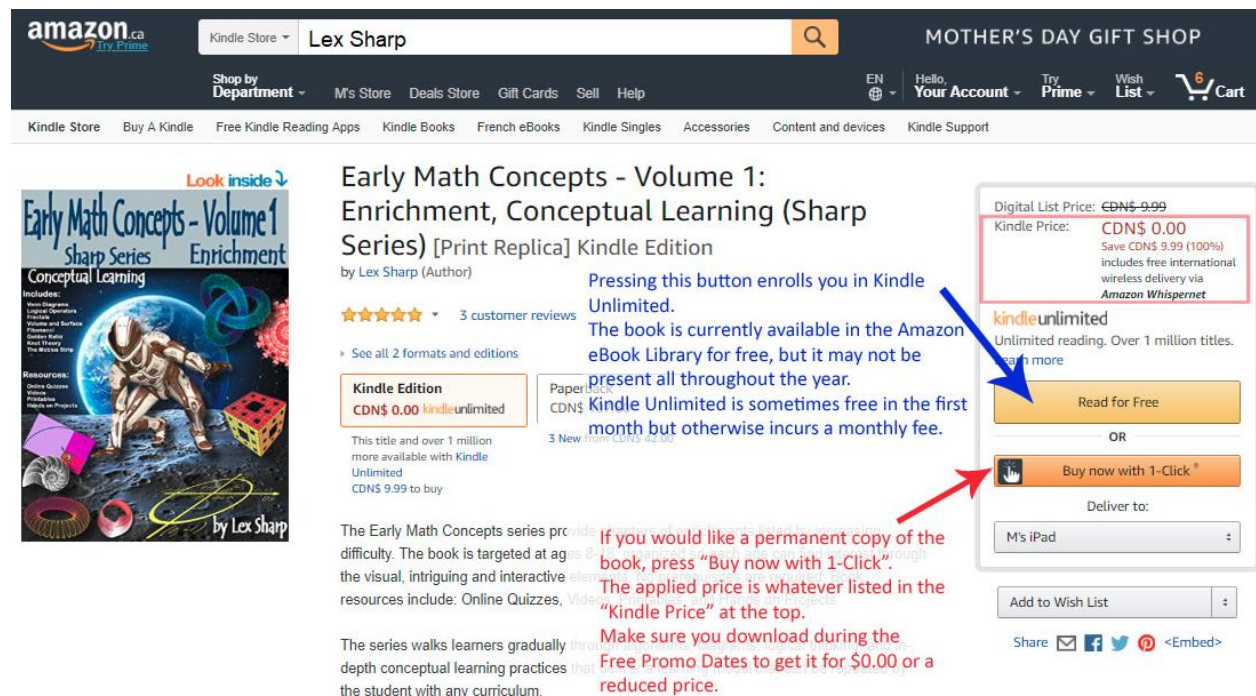
Buy now with 1-Click

Available for download now

★★★★★ 3
Sold by: Amazon Digit

To get a permanent copy of the book that won't expire with your library renting, first verify the price is what you wanted. Then push the **“Buy now with 1-Click”** button.

If you have entered the page of the book, by clicking its name, the book page will look a bit like this (without the blue and red comments).



amazon.ca
Kindle Store Lex Sharp

MOTHER'S DAY GIFT SHOP

Shop by Department M's Store Deals Store Gift Cards Sell Help

Kindle Store Buy A Kindle Free Kindle Reading Apps Kindle Books French eBooks Kindle Singles Accessories Content and devices Kindle Support

Look inside

Early Math Concepts - Volume 1: Enrichment, Conceptual Learning (Sharp Series) [Print Replica] Kindle Edition
by Lex Sharp (Author)

★★★★★ 3 customer reviews

See all 2 formats and editions

Kindle Edition
CDN\$ 0.00 kindleunlimited

Paperback
CDN\$ 9.99

This title and over 1 million more available with Kindle Unlimited
CDN\$ 9.99 to buy

Pressing this button enrolls you in Kindle Unlimited.
The book is currently available in the Amazon eBook Library for free, but it may not be present all throughout the year.
Kindle Unlimited is sometimes free in the first month but otherwise incurs a monthly fee.

Digital List Price: ~~CDN\$ 9.99~~
Kindle Price: **CDN\$ 0.00**
Save CDN\$ 9.99 (100%)
includes free international wireless delivery via Amazon Whispernet

kindleunlimited
Unlimited reading. Over 1 million titles. See 1 more

Read for Free

OR

Buy now with 1-Click

Deliver to:
M's iPad

Add to Wish List

Share

If you would like a permanent copy of the book, press “Buy now with 1-Click”.
The applied price is whatever listed in the “Kindle Price” at the top.
Make sure you download during the Free Promo Dates to get it for \$0.00 or a reduced price.

We zoomed in to show you the difference. Notice where to verify the price, in the “**Kindle Price**” section.

Kindle Edition

Pressing this button enrolls you in Kindle Unlimited.
The book is currently available in the Amazon eBook Library for free, but it may not be present all throughout the year.
Kindle Unlimited is sometimes free in the first month but otherwise incurs a monthly fee.

If you would like a permanent copy of the book, press “Buy now with 1-Click”.
The applied price is whatever listed in the “Kindle Price” at the top.
Make sure you download during the Free Promo Dates to get it for \$0.00 or a reduced price.

Digital List Price: ~~CDN\$ 9.99~~
Kindle Price: **CDN\$ 0.00**
Save CDN\$ 9.99 (100%)
includes free international wireless delivery via Amazon Whispernet

kindleunlimited
Unlimited reading. Over 1 million titles.
Learn more

Read for Free

OR

Buy now with 1-Click*

Deliver to:
M's iPad

Add to Wish List

Share <Embed>

Press the “**Buy now with 1-Click**” button to get a permanent copy of the book.

The system answers with a message like this:

✓ **Thanks, userName!**
Name of book will be auto-delivered wirelessly to XYZ Kindle. You can go to your device to start reading.

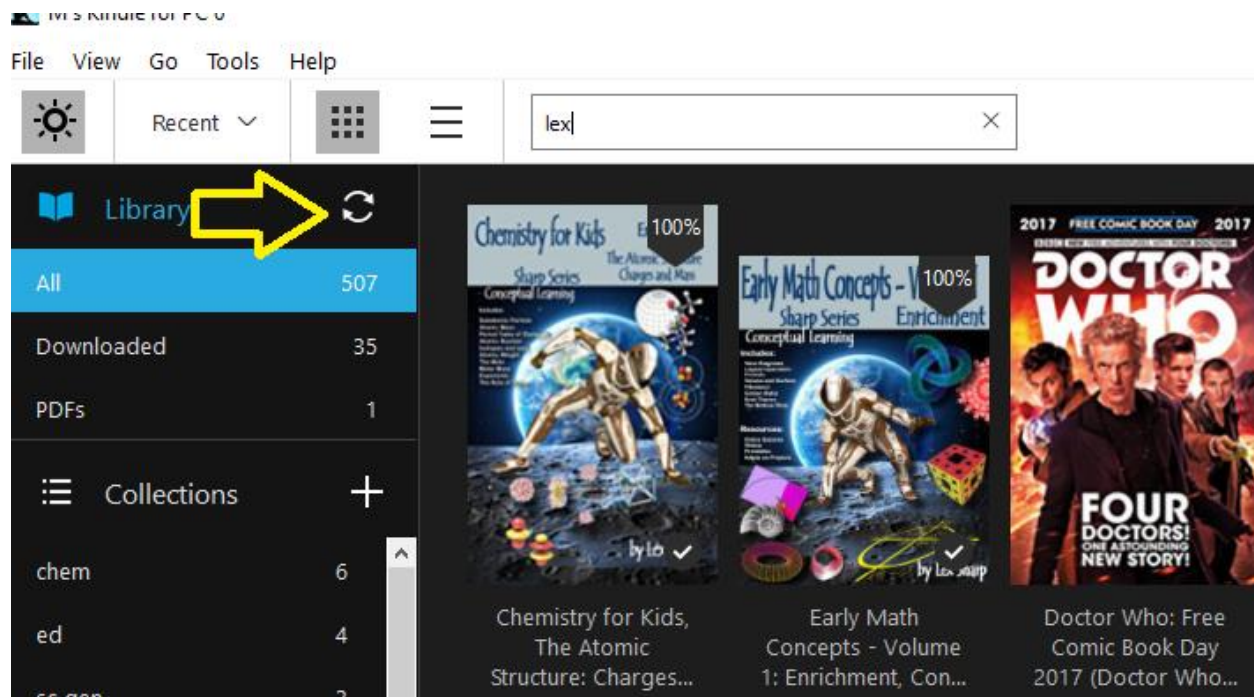
Continue shopping the Kindle Store View a summary of your order

Want to start reading right away? Read now in the Kindle Cloud Reader Deliver to another Device Deliver

You can now enter your previously installed **Kindle App** (see section 2: [Install the Kindle App](#)) to read the eBooks you have purchased.

In your Kindle app, make sure you press the refresh button (see yellow arrow below) to see the latest purchases.

Double click on a book’s cover image to begin reading.



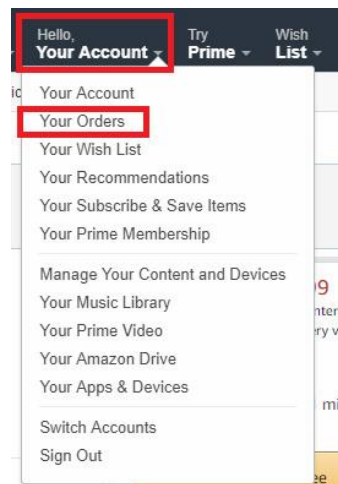
4. Edit Your User Name for Reviews

Follow the instructions here only if you do not want your real name to appear in a review.

Examples of alternate user names are: happyReader, Dad'sReviews, etc. You can invent your own.

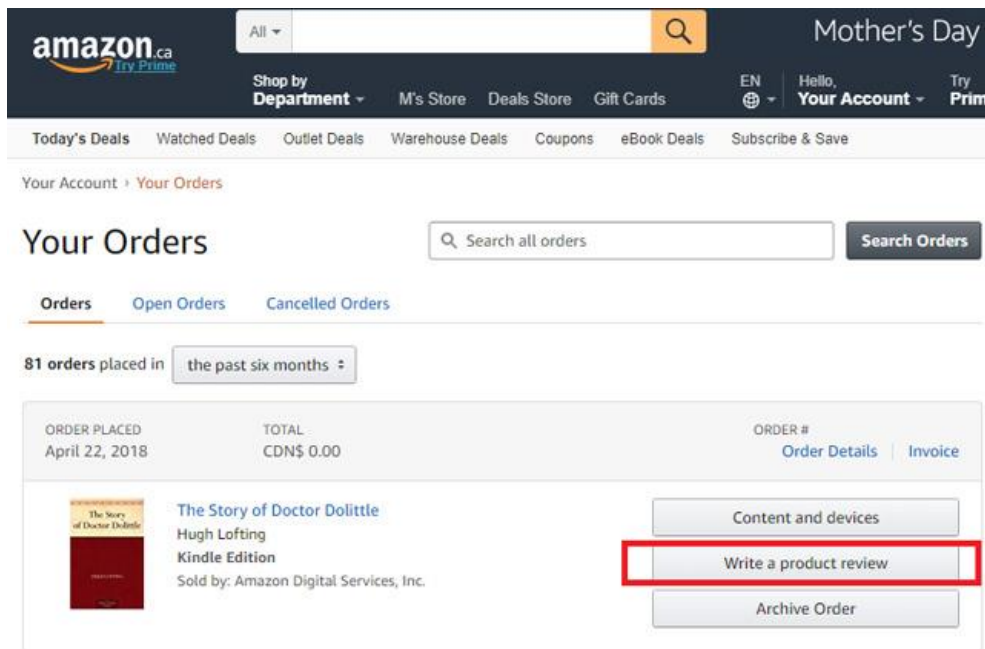
Book reviews are always placed on the amazon website. Go to www.amazon.ca or your respective market, then log in.

Hover over the arrow of the "**Your Account**" section (see below), then click on the "**Your Orders**" link.



Notice that on "**Your Orders**" page (see below): each product has its own "**Write a product review**" button and appears on the right side of the product.

Press any of these buttons to gain access to your reviewer user name. For example:



The list of "**Your Reviews**" appears next.

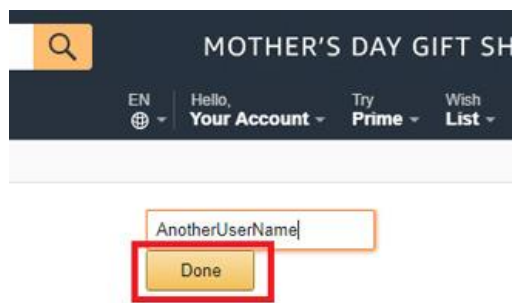
In the right top corner, you will see your current user name.

This is the name that appears in any product review that you are going to post.



Press the "**Change**" link if you wish to modify the name.

Type the new user name you want to use in your reviews.



Press the "**Done**" button when finished. You will see the new user name replaced.

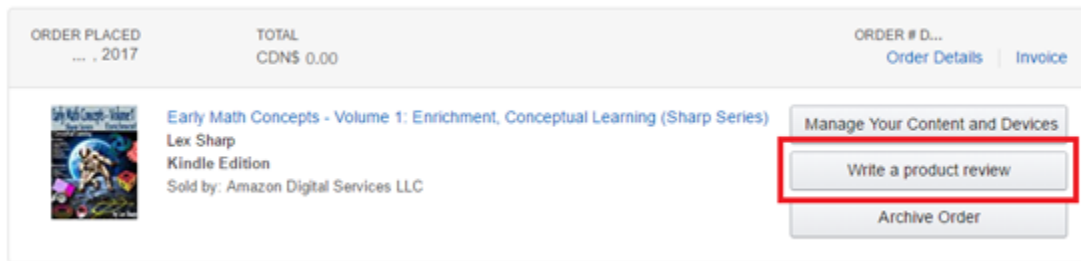
5. Place a Book Review

Return to "**Your Orders**" page to select a book and post a review. Remember you have to be logged in.

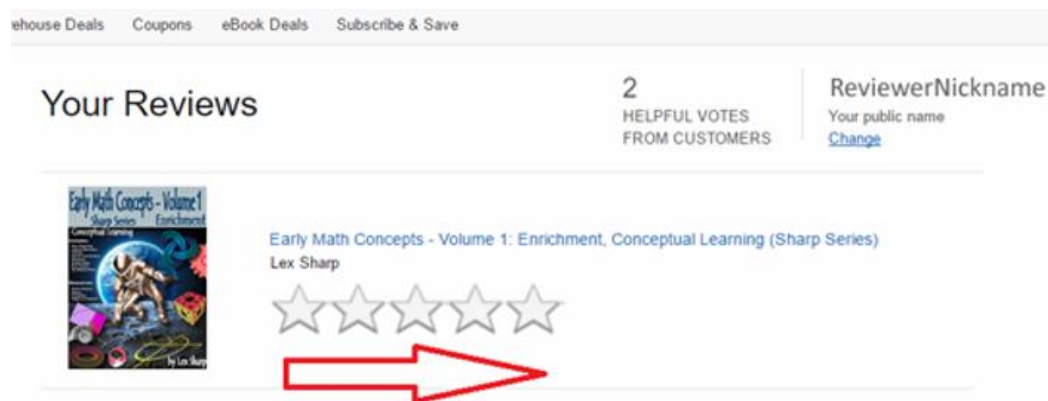
The "**Your Orders**" page shows all Kindle eBooks you have purchased in the past.

Scroll down to the book you want to review.

Press the "**Write a product review**" button on the right side of that precise product, otherwise you will review a product you didn't mean to.



The product page appears. Click a star or drag your mouse over the stars and a text box will appear automatically.



Add a header (see red arrow below) and the text you wish to appear in your Amazon review (where the orange arrow is pointing).

Press the "**Submit**" button when finished.



This concludes your review posting. It usually takes at least 24 hours for Amazon to release your review. Amazon first scans for bad words and offensive comments, but if all is well your review will appear thereafter.